

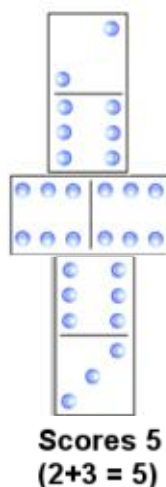
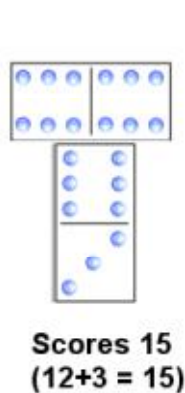
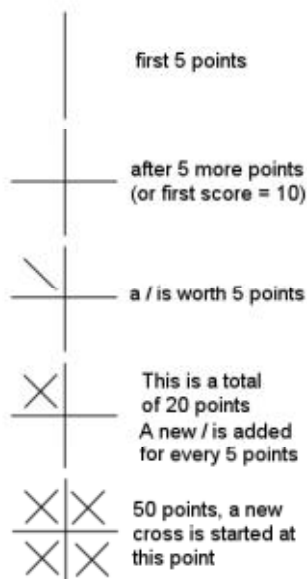
Dominoes Rules & Scoring

The picture match dominoes are good for smaller children and the only goal is to match the picture on the ends. The first one to play all their dominoes wins.

The double-six dot dominoes can be played in the same way or for an extra challenge (and math skills) the game can involve scoring. There are 2 common scoring methods:

- 1) Once a player has played all their dominoes, they get points for all the dots on the dominoes the other player(s) have in their hand(s)
- 2) As the hands are being played if the ends add up to multiples of 5, the player gets that many points. Once one player has played all their dominoes, the other players each add up the points in their hands and round to the nearest 5 and those points go to the winner of that round.

For example if Player A goes out and Player B has a 3-4, 2-6 and 3-0 in their hand, the dots add up to $3+4+2+6+3+0 = 18$, so player A would get 20 points. Games can be played to 150 or 250 or any other multiple of 50.



Often the first double or "spinner" can be played off of from all 4 sides.

To decide who goes first, put all the dominoes dot side down, shuffle them around and each player draws one. Whoever has the highest domino goes first.